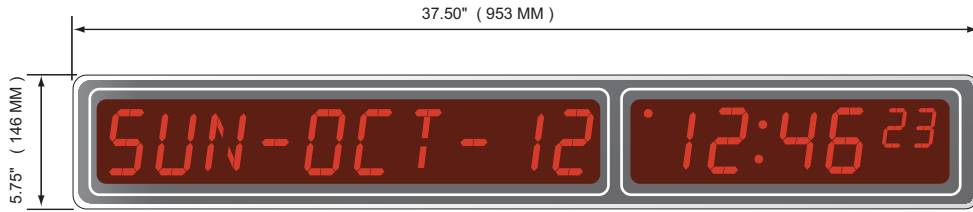


FLUSH / SURFACE MOUNT 2.3" TIME, DATE / TEXT

RED, GREEN, YELLOW, BLUE


GLASS FACE - EASY TO CLEAN



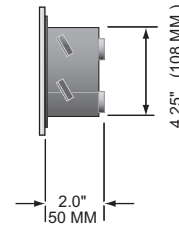
model: HYG-6U(L)-2.3R-LINTX-V1
UPPER or LOWER seconds



model: HYG-6U(L)-2.3R-LINTX-V2
UPPER or LOWER seconds



Short cord with flat plug shown
Optional:
Long cord or Screw terminal
for power connection



SPECIFICATIONS:

- Supp. Voltage: 115V or 208-240V, 50/60Hz
24 or 12V AC/DC
- Power: 15VA average
- Oper. Temp: 0C to +50C (32F to 122F)
(military range optional)
- Humidity: 95% RH max. non cond.
- Visibility: Up to 80Ft. (25m)



Multifunction
Remote Control
Included

6 DIGIT TIME DISPLAY modes:

- MODE 1: *HH:MM SS (12 hour format with am/pm dot)
- MODE 2: HH:MM SS (24 hour format)
- MODE 3: HH:MM PM (12 hour format with am/pm text)
- MODE 4: HH:MM SS (24 hour Military format)
- MODE 5: HH:MM SS (UP/DOWN Timer modes)
- MODE 6: MM:SS^{hh} (UP/DOWN Timer modes with 1/100 sec)
- MODE 7: d 267 07 (JULIAN DAY with Year)

DATE/TEXT DISPLAY modes:

- MODE 1: FRI-OCT-12
- MODE 2: OCT-12-FRI
- MODE 3: 12-OCT-FRI
- MODE 4: FRI-12-OCT
- MODE 5: 12-OCT-2007
- MODE 6: OCT-12-2007
- MODE 7: 2007-12-OCT

- MODE 8: HH-MM-SS (timer or counter)
- MODE 9: TIMER MM-SS (timer)
- MODE 10: DDD-HH-MM.SS (timer or counter)
- MODE 11: IN 25.3 C (or: 77.5 F)
- MODE 12: OUT 16.4 C (or: 61.5 F)
- MODE 13: TEMP. 25.3 C (or: 77.5 F)
- MODE 14: DAY 245 (Julian day of the year)
- MODE 15: HH-MM-SS AM/PM (Real Time Clock)
- MODE 16: TIME ZONE / TEXT DISPLAY

NOTE: Display with **UPPER** or **LOWER** seconds available

OPTIONS:

1. INTERNAL POWER SUPPLY FOR 115V or 220V , 50/60Hz
2. 12V and 24V DC or AC SUPPLY OPTION
3. MASTER SYNC WITH RS-232/485 COMPUTER INTERFACE / TWISTED PAIR (option # 725 and # 725232)
4. MASTER SYNC WITH SERIAL COMMUNICATION OVER THE POWER LINE WIRING (option # 724RS)
5. MASTER SYNC OVER POWER LINE CARRIER (HIGH AND LOW VOLTAGE) (option # 724LW and # 724HW)
6. MASTER SYNC 2 AND 3 WIRE, 6 TO 30 VOLT MINUTE IMPULSE (option # 726B)
7. MASTER SYNC ASCII TIME CODE FORMAT 0, 1, 2, 3, 4 ON RS-232/485 (option # 726)
8. MASTER SYNC COMPATIBLE WITH SIMPLEX BCD FORMAT (option # 726BCD)
9. MASTER SYNC FROM GPS, NTP SERVERS OR PC SERIAL PORT (option # 725, # 725GPS or # 725NTP,)

