

**Super Bright LEDs: RED, GREEN, YELLOW or BLUE - 2.3 INCH High Digits**  
with Smaller Upper or Lower Seconds

Flush and Surface Mount  
Metal and Stainless Steel  
Straight or Slanted

**STANDARD FEATURES:**

- \* Infra Red hand held REMOTE CONTROL for all functions
- \* 12 or 24 Hour and Military Display Format (user selectable via remote)
- \* Stand - Alone operation for Home or Office
- \* Backup:  
Self-recharging backup - NO BATTERY NEEDED
- \* Day/Date/Month/Year Alternating display selection
- \* Fully Adjustable Brightness  
( Manual via remote control )
- \* Julian Day display
- \* Auto Leap-Year correction
- \* Day Light Savings correction
- \* Timers:  
Wake-Up Alarm Timer with soft beeper control  
Stop-Watch function up to 1/100 sec resolution  
Up/Down Presettable Timer and Counter with Alarm  
(up to 99hrs:59min:59sec or 999999 counts)  
Cycling timer, Up and Down
- \* On-Board Alarms: Internal Alarm buzzer
- \* NON-GLARE lens
- \* NON-MULTIPLEXING - Camera friendly
- \* Variety of enclosure colors.



IR Remote Control

**SPECIFICATIONS:**

- Supply Voltage: 115V or 208-240V, 50/60Hz  
24 or 12V AC/DC
- Power: 6VA average
- Operating Temperature: 0C to +50C (32F to 122F)  
(military range optional)
- Humidity: 95% RH max. non cond.
- Dimensions ( without flange ): 12" x 5.9" x 2.5"  
(30.5cm x 15cm x 6.3cm)
- Visibility: Up to 80Ft. (25m)


**Optional FEATURES:**

- \* Direct Replacement for existing MASTER - SLAVE SYSTEM CLOCKS  
(replaces round, mechanical or electronic)
- \* Multiple Master-Slave correction modes:  
Master-Slave Power Line Carrier sync (Simplex)  
Master-Slave 2 Wire, RS485 Twisted Pair Sync/Communication  
Master-Slave wireless communication on power line wiring  
Master-Slave wireless RF, radio communication  
Master-Slave network ethernet communication  
Master-Slave BCD digital, ASCII Time Code  
RS232, USB and RS485 serial communication ( PC port as the Master )  
Master-Slave 2 and 3 Wire, 24V Minute Impulse Sync
- \* Multi-Zone synchronized Master-Slave system
- \* Temperature Monitoring and Control:  
Multi-Event Programmable Thermostat ( up to 32 events/day )  
Heating - Cooling Auto Change-Over  
Inside and Outside Thermometer function  
Min/Max Temperature Memory  
Temperature Alarm and Relay outputs ( up to 2 x Form C, 10Amp/250V )
- \* Backup:  
10 Year Lithium battery option
- \* Atomic Clock radio option  
( WWVB60, DCF77, HBG75, MSF60, OHTAKADOYA40, HAGANE60 )
- \* Atomic Clock GPS option
- \* Automatic Brightness with Auto-dimming option
- \* Timers:  
Multi-Event Programmable Timer ( up to 32 events/day )  
Stop-Watch function up to 1/100 sec resolution  
External Start/Stop/Reset switch inputs  
Auto-reloading time period measurement  
Continuous time count on power failure
- \* On-Board Alarm Relays for timers and counters:  
( up to 2 x Form C, 10Amp/250V ) For external load, siren or horn.

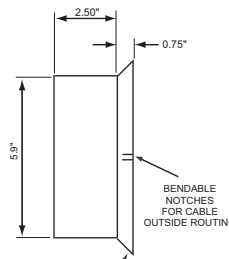
## Option #732 and #733

**6-digit models series HY-6(U)L**  
standard colors: white, black and stainless steel

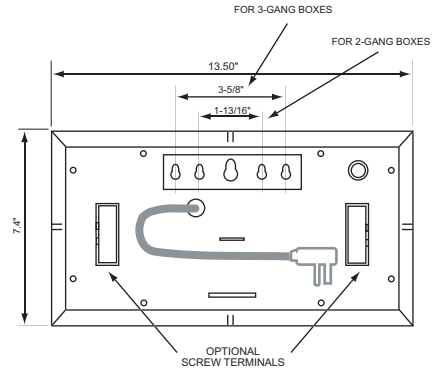
### Straight - Surface mounted Option #732



Lower or Upper seconds available

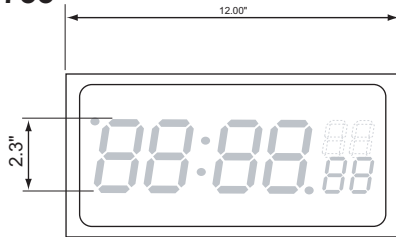


Back flange in surface mount models

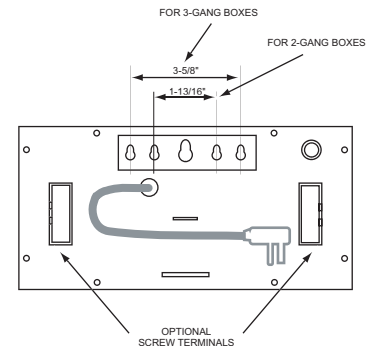
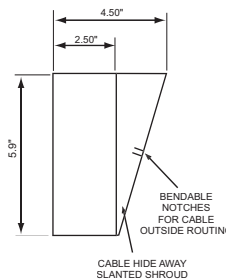


Short cord with flat plug shown  
Optional:  
Long cord or Screw terminal for power connection

### Slanted - Surface mounted Option #733



Lower or Upper seconds available



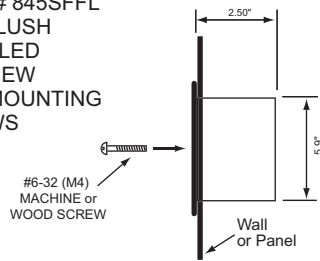
Short cord with flat plug shown  
Optional:  
Long cord or Screw terminal for power connection



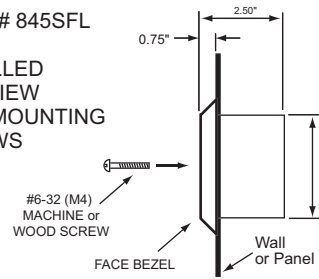
**For enclosure series # 732 and # 733**

**OPTIONAL FLUSH MOUNT METHODS**

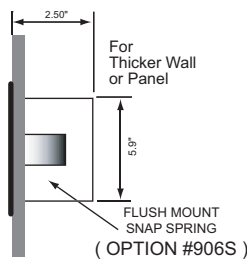
Option # 845SFFL  
FLAT FLUSH  
INSTALLED  
SIDE VIEW  
WITH MOUNTING  
SCREWS



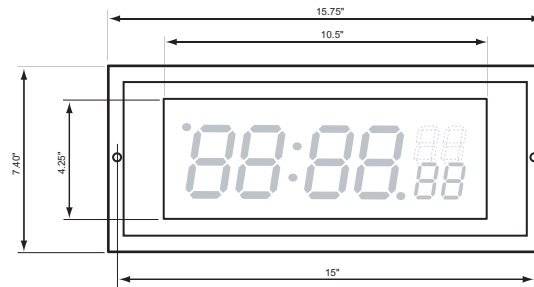
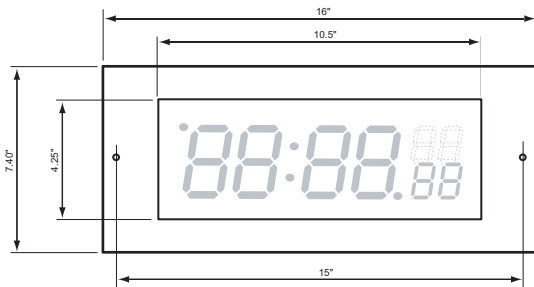
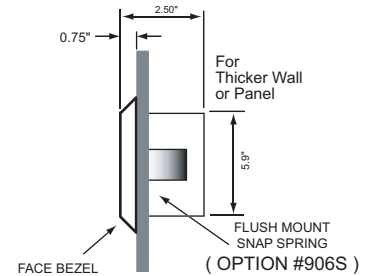
Option # 845SFL  
FLUSH  
INSTALLED  
SIDE VIEW  
WITH MOUNTING  
SCREWS



Option # 845FFL  
FLAT FLUSH  
INSTALLED  
SIDE VIEW

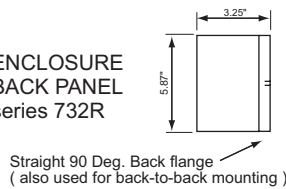


Option # 845FL  
FLUSH  
INSTALLED  
SIDE VIEW

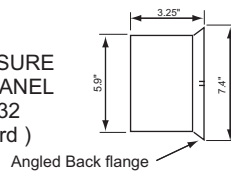


**OPTIONAL BACK PANEL TYPES**

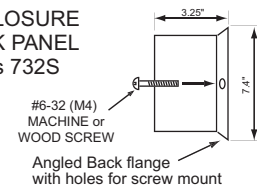
ENCLOSURE  
BACK PANEL  
series 732R



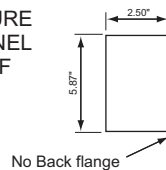
ENCLOSURE  
BACK PANEL  
series 732  
( standard )



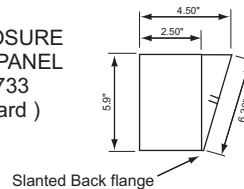
ENCLOSURE  
BACK PANEL  
series 732S



ENCLOSURE  
BACK PANEL  
series 732F



ENCLOSURE  
BACK PANEL  
series 733  
( standard )



ENCLOSURE  
BACK PANEL  
series 733R

